

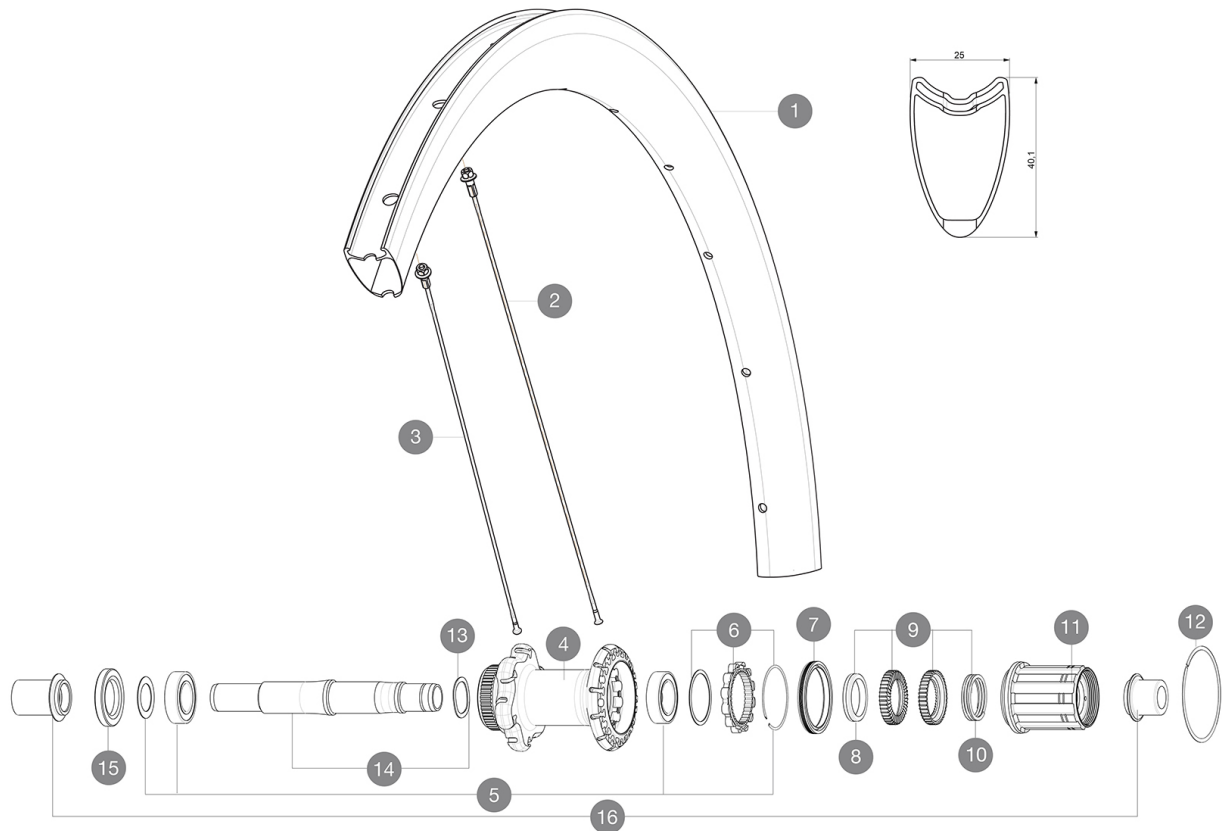
MAVIC *Cosmic Pro Carbon SL T Disc*

Recommended weight limit : 120kg
 Recommended tyre sizes: 25 to 52 mm
 Max. Pressure: 23mm 8.7 bars - 125 psi, 25/28mm 7.7 bars - 110 psi
 Max. Pressure: 25mm 7.7 bars - 110 PSI

REFERENCES WHEELS

R98821 CosProCarSiTDCLRr12x142

R78101 CosProCarSiTDCLRr12x142

**RIMS**

VALVE HOLE Ø (MM): 6,5 :

1	LV240400013	KIT REART RIM COS PRO CARB SL DISC TUBULAR
---	-------------	--

SPOKES



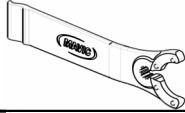
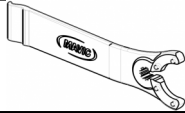
2	LV227730001	KIT 12 DS COSMIC PRO CARB SL D T SPK 261mm - while stock las
2	LV3663900	KIT 12 NON DRIVE SIDE BUTTED AERO STAINLESS SPOKE 261 + alu
3	LV3663000	KIT 12 FR7/NDS COSMIC PRO CARB SL UST/UST Disc C/C Disc/T Di
3	LV227740001	KIT 12 FT/NDS COSMIC PRO CARB SL D T 278mm SP - while stock

HUB SHELLS

4	N/A	HUB BODY
5	LV2560200	KIT ID360 BEARINGS 15/28/7 + 17/28/7
6	LV2252700	KIT ID360 INSERT SHAPED EAR LOBE > 2017
7	LV2251600	KIT ID360 SEAL + GREASE
8	LV2500500	KIT ID360 3 PADS NOISE REDUCING
9	LV2251700	KIT ID360 2 RATCHETS + SPRING + GREASE
10	LV2251800	KIT 3 ID360 ROAD SPRINGS
11	LV3430100	HG11 Freewheel Body ID360
12	LV2252200	KIT 2 REAR HUB RETENTION RINGS 48mm
13	LV2251500	KIT 3 ID360 WAVE WASHERS
14	LV2251400	KIT ID360 AXLE DISC CENTER LOCK
15	LV2251100	KIT ID360 HUB THREADED CAP DISC CENTER LOCK
16	LB4989900	ADAPTER Rr 12x142mm ID360 (CLock)

MAVIC Cosmic Pro Carbon SL T Disc

DELIVERED WITH

BR601 quick releases	
Front 12 mm adapters	
Specific disc bolts	
User guide	
Front 12 mm adapters (B4104201) 1	
Rear 12x142mm adapters for Instant Drive 360 (B49 896 01 for ID360 6T, B49 899 01 for ID360 CL) 1	
Specific disc bolts	
Specific disc bolts	
Multifunction adjustment wrench (325 423 01) 1	
Multifunction adjustment wrench (325 423 01) 1	
User guide	
User guide	

COMPATIBILITY

Freewheel: Shimano/Sram or Campagnolo, convertible to XD-R with optional driver body	
Freewheel: Shimano/Sram, convertible to Campagnolo and XD-R with optional driver bodies	
Front axle: convertible from 12mm thru axle to quick release or 15mm thru axle with optional adapters	
Front axle: convertible from 12mm thru axle to quick release or 15mm thru axle with optional adapters	
Rear axle: 12mm thru axle, convertible to Quick Release with optional adapters	
Rear axle: 12mm thru axle, convertible to Quick Release with optional adapters	

Specifications

RIMS

- **Material** : 3K carbon fibers
- **Height** : 40 mm
- **Material** : 3K carbon fibers
- **Drilling** : traditional
- **Material** : 3K carbon fibers
- Disc brake specific profile
- **Valve hole diameter** : 6.5 mm
- **Tyre** : tubular
- **ETRTO size** : 28" tubular
- **Recommended tyre sizes** : 25 to 52 mm
- **Height** : 40 mm
- **Height** : 40 mm
- **Drilling** : traditional
- **Drilling** : traditional
- Disc brake specific profile
- Disc brake specific profile
- **Valve hole diameter** : 6.5 mm
- **Valve hole diameter** : 6.5 mm
- **Tyre** : tubular
- **Tyre** : tubular
- **ETRTO size** : 28" tubular
- **ETRTO size** : 28" tubular

WHEEL HUB

- **Front and rear bodies** : aluminum
- **Axle material** : aluminum
- Sealed cartridge bearings
- **Freewheel** : Instant Drive 360
- **Front and rear bodies** : aluminum
- **Front and rear bodies** : aluminum
- **Front** : Quick release, 12 thru and 15 thru compatible
- **Axle material** : aluminum
- **Axle material** : aluminum
- **Rear** : 12x142 (convertible to quick release with optional adapters)
- **Front bearings** : adjustable sealed cartridge bearings (QRM+), Rear bearings auto adjust sealed cartridge bearings (QRM Auto)
- Sealed cartridge bearings
- **Freewheel** : Instant Drive 360
- **Freewheel** : Instant Drive 360
- **Front** : Quick release, 12 thru and 15 thru compatible
- **Rear** : 12x142 (convertible to quick release with optional adapters)

WHEEL WEIGHTS

Wheel weight 810

SPOKES

- **Material** : steel

VERSIONS

- **Color** : Black only