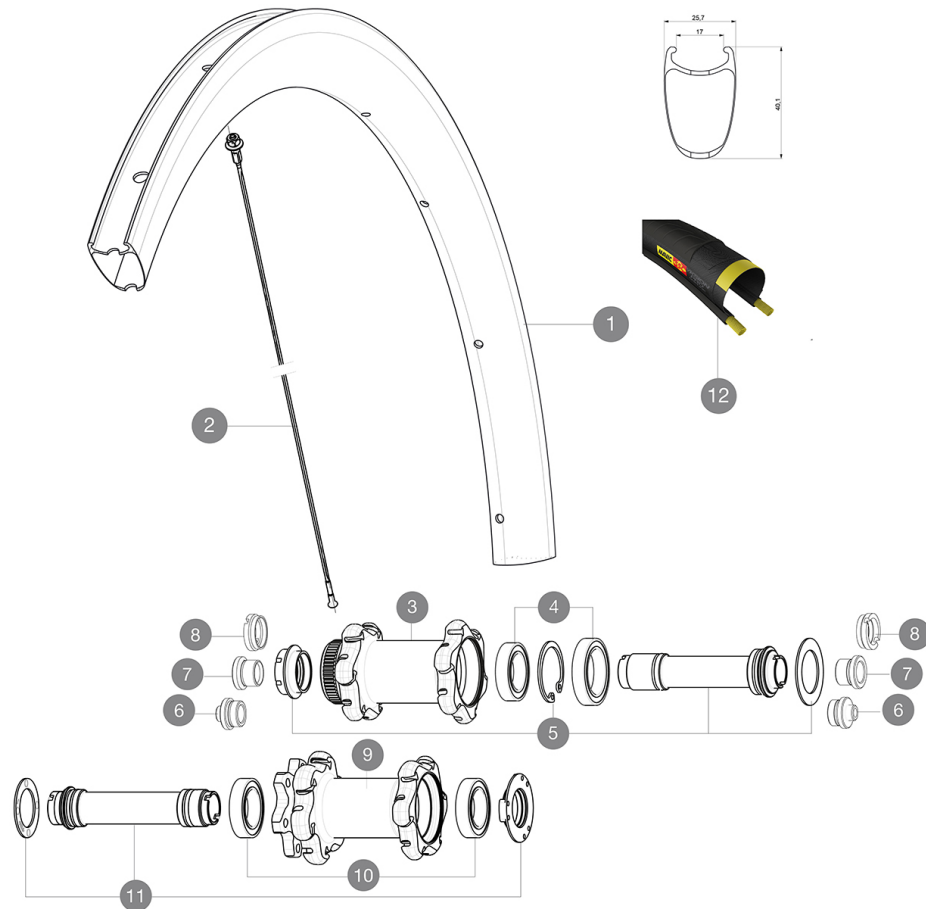


MAVIC Cosmic Pro Carbon SL C Disc

ASTM CATEGORY 1 : road only
Recommended weight limit : 120kg
Recommended tyre sizes: 25 to 52 mm
Max. Pressure: 25mm 7.7 bars - 110 PSI

REFERENCES WHEELS

F43101	CosProCarbSLDiscINTFT	F43501	CosProCarbSLDiscCLFT
--------	-----------------------	--------	----------------------



RIMS



VALVE HOLE Ø (MM): 6,5 :

1	LV2733200	KIT FRONT RIM COSMIC PRO CARBON SL UST DISC
1	LV2401200	KIT FRT RIM COSMIC PRO CARBON SL Disc - while stock last
	LV2690100	KIT CARBON RIM TAPE 21x622mm - FOR CARBON RIM
	LV2620100	UST RIM TAPE 25mm (for 21-24mm wide rim)

SPOKES



2	LV227120001	KIT 12 NDS COS PRO CARB SL/FT SL D/FT & NDS UST & UST D SPK
---	-------------	---

HUB SHELLS

3	N/A	HUB BODY
4	L99688600	BEARING KIT 9/15 DCL HUB 20x32x7 6804 + 25x37x7 6805
5	LV2252400	KIT MY16 FRONT AXLE ROAD DISC 9/12/15 CL
6	LB4104300	ADAPTER Ft 9mm QR QRM+
7	LB4104200	ADAPTER Ft 12mm QRM+
8	LB4104400	ADAPTER Ft 15mm QRM+
10	L99688500	BEARING KIT 9/12/15 D6T HUB 20x32x7 6804
11	LV2252300	KIT MY16 FRONT AXLE ROAD DISC 9/12/15 INT

MAVIC Cosmic Pro Carbon SL C Disc

DELIVERED WITH

Rim tape	
Front 12 mm adapters	
Specific disc bolts	
Multifunction adjustment wrench	
User guide	
Front 12 mm adapters (B4104201) 1	
Rear 12x142mm adapters for Instant Drive 360 (B49 896 01 for ID360 6T, B49 899 01 for ID360 CL) 1	
Specific disc bolts	
Rim tape	
Multifunction adjustment wrench	
User guide	

COMPATIBILITY

Freewheel: Shimano/Sram or Campagnolo, convertible to XD-R with optional driver body	
Front axle: convertible from 12mm thru axle to quick release or 15mm thru axle with optional adapters	
Rear axle: 12mm thru axle, convertible to Quick Release with optional adapters	

Specifications

RIMS

- **Material** : 3K carbon fibers
- **Height** : 40 mm
- **Drilling** : traditional
- **Material** : 3K carbon fibers
- Disc brake specific profile
- **Valve hole diameter** : 6.5 mm
- **Tyre** : clincher
- **Internal width** : 17 mm
- **ETRTO size** : 622x17C
- **Recommended tyre sizes** : 25 to 52 mm
- **Height** : 40 mm
- **Drilling** : traditional
- Disc brake specific profile
- **Valve hole diameter** : 6.5 mm
- **Tyre** : clincher
- **Internal width** : 17 mm
- **ETRTO size** : 622x17C

SPOKES

- **Material** : steel
- **Shape** : straight pull, bladed, double butted
- **Nipples** : aluminum, ABS
- **Count** : 24 front and rear
- **Lacing** : front crossed 2, rear Isopulse
- **Material** : steel
- **Shape** : straight pull, bladed, double butted
- **Nipples** : aluminum, ABS

Downloaded from [Shimano](#) on 2020-09-18

- **Count** : 24 front and rear
- **Lacing** : front crossed 2, rear Isopulse

WHEEL HUB

- **Front and rear bodies** : aluminum
- **Axle material** : aluminum
- Sealed cartridge bearings
- **Freewheel** : Instant Drive 360
- **Front and rear bodies** : aluminum
- **Front** : Quick release, 12 thru and 15 thru compatible
- **Axle material** : aluminum
- **Rear** : 12x142 (convertible to quick release with optional adapters)
- Sealed cartridge bearings
- **Freewheel** : Instant Drive 360
- **Front** : Quick release, 12 thru and 15 thru compatible
- **Rear** : 12x142 (convertible to quick release with optional adapters)

VERSIONS

- **Color** : Black only
- **Disc standard** : 6 Bolts or Center Lock(R)

WHEEL WEIGHTS

Wheel weight 750