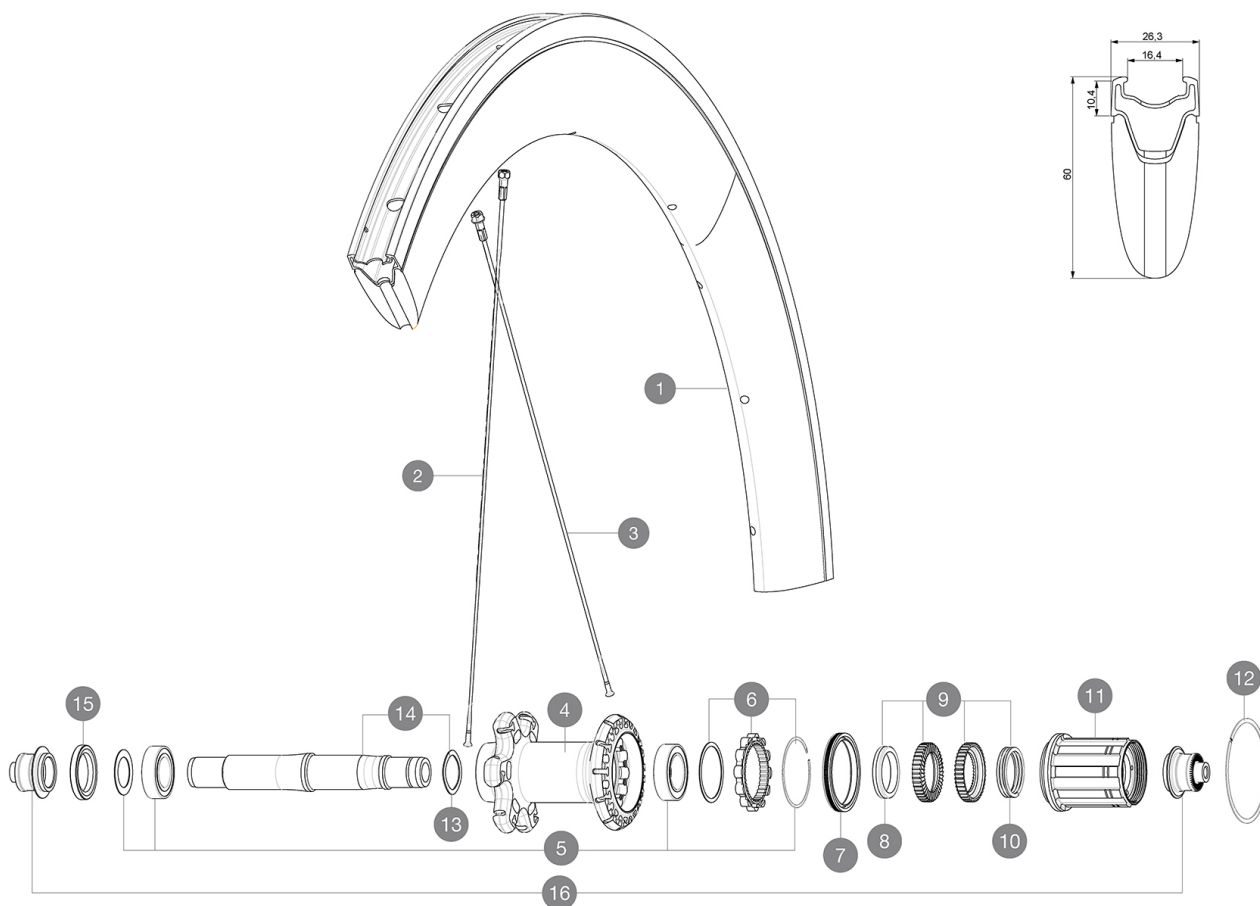


ASTM CATEGORY 1 : road only
Recommended weight limit : 120kg
Recommended tire sizes: 23 to 32 mm
Max. Pressure: 23mm 8.7 bars - 125 psi, 25mm 7.7 bars - 110 psi

REFERENCES WHEELS

R51202 CXR Elite Rr



RIMS



VALVE HOLE Ø (MM): 6.5 :

1	LV2408200	KIT REAR RIM CXR ELITE UB - until stock last
	LV2690200	KIT CARBON RIM TAPE 18x622mm - FOR CARBON RIM



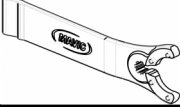
SPOKES

2	LV2275200	KIT 12 NDS/FT DISC/RR D SIDE BTD SPK 290mm/W N CXR Elite
3	LV2275100	KIT 12 DS UB/DISC BTD SPK 272mm/WIDE NIPPLE CXR Elite

HUB SHELLS

4	N/A	HUB BODY
5	LV2560100	KIT ID360 BEARINGS 15/26/7 + 17/28/7
6	LV2252700	KIT ID360 INSERT SHAPED EAR LOBE > 2017
7	LV2251600	KIT ID360 SEAL + GREASE
8	LV2500500	KIT ID360 3 PADS NOISE REDUCING
9	LV2251700	KIT ID360 2 RATCHETS + SPRING + GREASE
10	LV2251800	KIT 3 ID360 ROAD SPRINGS
11	LV3430100	HG11 Freewheel Body ID360
12	LV2252200	KIT 2 REAR HUB RETENTION RINGS 48mm
13	LV2251500	KIT 3 ID360 WAVE WASHERS
14	LV2251200	KIT ID360 AXLE UB
15	LV2250900	KIT ID360 HUB THREADED CAP for UB model (small)
16	LB4989400	ADAPTER Rr 9mm QR ID360 (6bolt)

DELIVERED WITH

BR601 quick releases (V24 501 01 frt, V24 502 01 rear) 1	
Valve extender (118 952 01) 1	
Rim tape	
Multifunction adjustment wrench (325 423 01) 1	
User guide	

COMPATIBILITY

Freewheel: Shimano/Sram, convertible to Campagnolo and XD-R with optional driver bodies	
Front axle: Quick Release only	
Rear axle: Quick Release only	

Specifications
RIMS

- **Material** : Maxtal alloy with Blackcell flange
- **Height** : 60 mm
- **Drilling** : traditional
- **Brake track** : UB Control
- **Valve hole diameter** : 6.5 mm
- **Tire** : clincher
- **Internal width** : 16 mm
- **ETRTO size** : 622x16C

SPOKES

- **Material** : steel
- **Shape** : straight pull, bladed, double butted
- **Nipples** : aluminum, ABS
- **Count** : front 18, rear 24
- **Lacing** : front radial, rear Isopulse

WHEEL HUB

- **Front and rear bodies** : aluminum
 - **Axle material** : aluminum
- Sealed cartridge bearings
- **Freewheel** : Instant Drive 360

WHEEL WEIGHTS

Wheel weight 1005