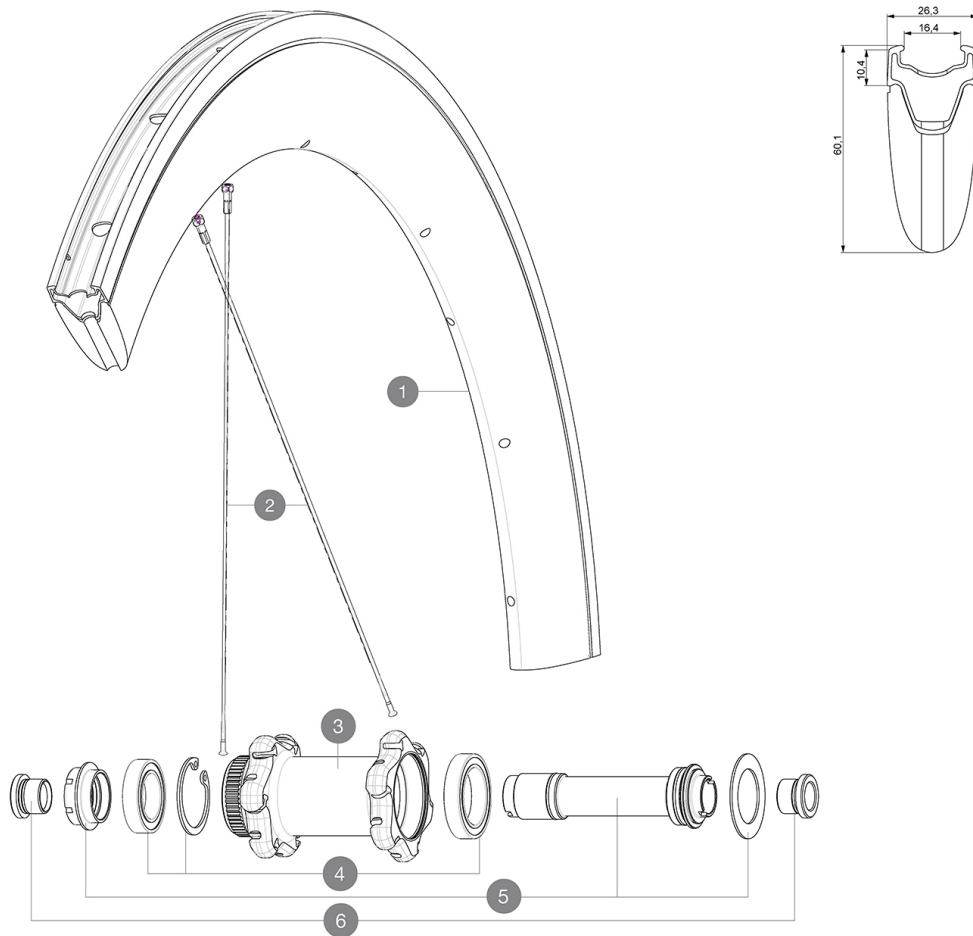


ASTM CATEGORY 1 : road only  
 Recommended weight limit : 120kg  
 Recommended tire sizes: 23 to 32 mm  
 Max. Pressure: 23mm 8.7 bars - 125 psi, 25mm 7.7 bars - 110 psi

## REFERENCES WHEELS

F70771 CXREliteDCLFt12x100



## RIMS



VALVE HOLE Ø (MM): 6.5 :

1	LV2408500	KIT FRONT RIM CXR ELITE DISC - until stock last
	LV2690200	KIT CARBON RIM TAPE 18x622mm - FOR CARBON RIM

## SPOKES






2	LV2275200	KIT 12 NDS/FT DISC/RR D SIDE BTD SPK 290mm/W N CXR Elite
---	-----------	--

## HUB SHELLS

3	N/A	HUB BODY
4	L99688600	BEARING KIT 9/15 DCL HUB 20x32x7 6804 + 25x37x7 6805
5	LV2390700	KIT FRONT 12mm AXLE QRM+ CL
6	LB4104200	ADAPTER Ft 12mm QRM+

# MAVIC CXR Elite Disc

## DELIVERED WITH

Front 12 mm adapters (B4104201) 1	
Rear 12x142mm adapters for Instant Drive 360 (B49 896 01 for ID360 6T, B49 899 01 for ID360 CL) 1	
Valve extender (118 952 01) 1	
Specific disc bolts (308 719 01) Pack of 6	
Rim tape	
Multifunction adjustment wrench (325 423 01) 1	
User guide	

## COMPATIBILITY

Freewheel: Shimano/Sram, convertible to Campagnolo and XD-R with optional driver bodies	
Front axle: convertible from 12mm thru axle to quick release or 15mm thru axle with optional adapters	
Rear axle: 12mm thru axle, convertible to Quick Release with optional adapters	

## Specifications

### RIMS

- **Material** : Maxtal alloy with Blackcell flange
- **Height** : 60 mm
- **Drilling** : traditional
- Disc brake specific profile
- **Valve hole diameter** : 6.5 mm
- **Tire** : clincher
- **Internal width** : 16 mm
- **ETRTO size** : 622x16C

### SPOKES

- **Material** : steel
- **Shape** : straight pull, bladed, double butted
- **Nipples** : aluminum, ABS
- **Count** : 24 front and rear
- **Lacing** : front crossed 2, rear Isopulse

### WHEEL HUB

- **Front and rear bodies** : aluminum
- **Axle material** : aluminum
- Sealed cartridge bearings
- **Freewheel** : Instant Drive 360
- **Front** : Quick release, 12 thru and 15 thru compatible
- **Rear** : 12x142 (convertible to quick release with optional adapters)

### VERSIONS

- **Color** : Black only
- **Disc standard** : 6 Bolts or Center Lock(R)

### WHEEL WEIGHTS

Wheel weight 945