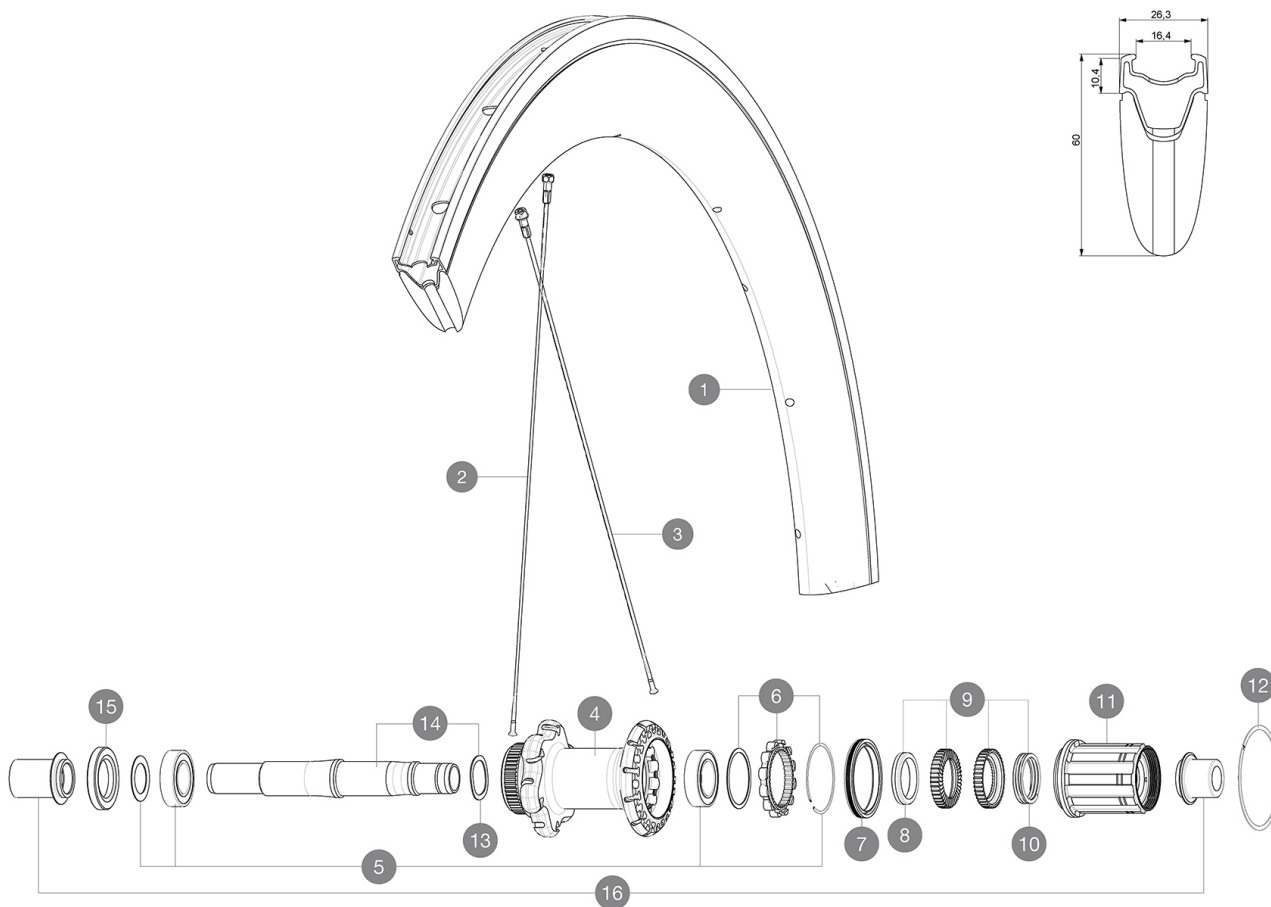


ASTM CATEGORY 1 : road only
Recommended weight limit : 120kg
Recommended tire sizes: 23 to 32 mm
Max. Pressure: 23mm 8.7 bars - 125 psi, 25mm 7.7 bars - 110 psi

REFERENCES WHEELS

R98181 CXREliteDCLRr12x142



RIMS



VALVE HOLE Ø (MM): 6.5 :

1	LV2408800	KIT REAR RIM CXR ELITE DISC - until stock last
	LV2690200	KIT CARBON RIM TAPE 18x622mm - FOR CARBON RIM

SPOKES






2	LV2275200	KIT 12 NDS/FT DISC/RR D SIDE BTD SPK 290mm/W N CXR Elite
3	LV2275100	KIT 12 DS UB/DISC BTD SPK 272mm/WIDE NIPPLE CXR Elite

HUB SHELLS

4	N/A	HUB BODY
5	LV2560200	KIT ID360 BEARINGS 15/28/7 + 17/28/7
6	LV2252700	KIT ID360 INSERT SHAPED EAR LOBE > 2017
7	LV2251600	KIT ID360 SEAL + GREASE
8	LV2500500	KIT ID360 3 PADS NOISE REDUCING
9	LV2251700	KIT ID360 2 RATCHETS + SPRING + GREASE
10	LV2251800	KIT 3 ID360 ROAD SPRINGS
11	LV3430100	HG11 Freewheel Body ID360
12	LV2252200	KIT 2 REAR HUB RETENTION RINGS 48mm
13	LV2251500	KIT 3 ID360 WAVE WASHERS
14	LV2251400	KIT ID360 AXLE DISC CENTER LOCK
15	LV2250900	KIT ID360 HUB THREADED CAP for UB model (small)
16	LB4989900	ADAPTER Rr 12x142mm ID360 (CLock)

MAVIC CXR Elite Disc

DELIVERED WITH

Front 12 mm adapters (B4104201) 1	
Rear 12x142mm adapters for Instant Drive 360 (B49 896 01 for ID360 6T, B49 899 01 for ID360 CL) 1	
Valve extender (118 952 01) 1	
Specific disc bolts (308 719 01) Pack of 6	
Rim tape	
Multifunction adjustment wrench (325 423 01) 1	
User guide	

COMPATIBILITY

Freewheel: Shimano/Sram, convertible to Campagnolo and XD-R with optional driver bodies	
Front axle: convertible from 12mm thru axle to quick release or 15mm thru axle with optional adapters	
Rear axle: 12mm thru axle, convertible to Quick Release with optional adapters	

Specifications

RIMS

- **Material** : Maxtal alloy with Blackcell flange
- **Height** : 60 mm
- **Drilling** : traditional
- Disc brake specific profile
- **Valve hole diameter** : 6.5 mm
- **Tire** : clincher
- **Internal width** : 16 mm
- **ETRTO size** : 622x16C

SPOKES

- **Material** : steel
- **Shape** : straight pull, bladed, double butted
- **Nipples** : aluminum, ABS
- **Count** : 24 front and rear
- **Lacing** : front crossed 2, rear Isopulse

WHEEL HUB

- **Front and rear bodies** : aluminum
- **Axle material** : aluminum
- Sealed cartridge bearings
- **Freewheel** : Instant Drive 360
- **Front** : Quick release, 12 thru and 15 thru compatible
- **Rear** : 12x142 (convertible to quick release with optional adapters)

VERSIONS

- **Color** : Black only
- **Disc standard** : 6 Bolts or Center Lock(R)

WHEEL WEIGHTS

Wheel weight 1050