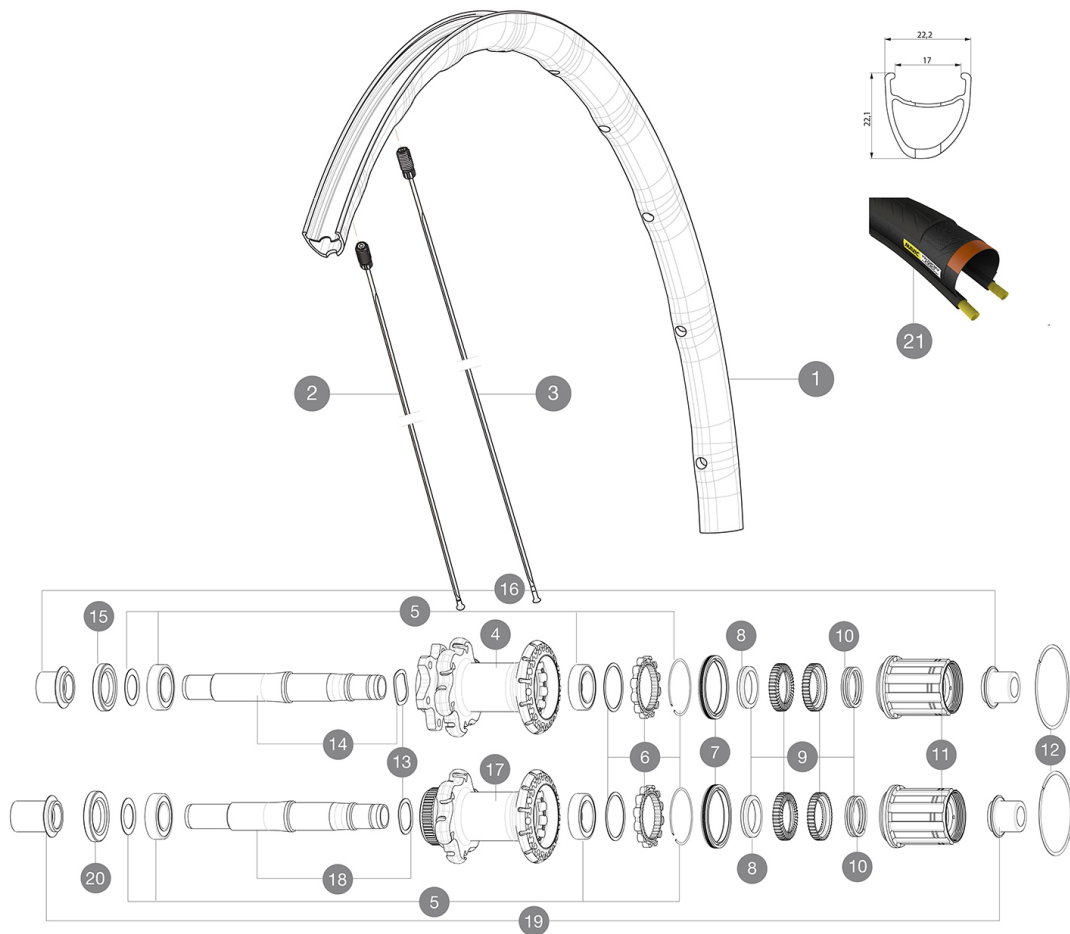


MAVIC Ksyrium Elite Disc

ASTM CATEGORY 2 : road and offroad with jumps less than 15cm
 Recommended weight limit : 120kg
 Recommended tire sizes: 25 to 32 mm
 Max. Pressure: 25mm 7.7 bars - 110 PSI

REFERENCES WHEELS

R98511 KsyEliteD6BRr 12x142 R98551 KsyEliteDCLRr 12x142



RIMS



&NBSP;:

1 LV2406000 KIT REAR RIM KSYRIUM ELITE DISC

SPOKES

2 LV2273500 KIT 12 DRIVE SIDE BUTTED SPOKE 280mm
 3 LV2273400 KIT 12 FRT/NON DRIVE SIDE BUTTED SPOKE 297mm

HUB SHELLS

4 N/A HUB BODY
 5 LV2560200 KIT ID360 BEARINGS 15/28/7 + 17/28/7
 6 LV2252700 KIT ID360 INSERT SHAPED EAR LOBE > 2017
 7 LV2251600 KIT ID360 SEAL + GREASE
 8 LV2500500 KIT ID360 3 PADS NOISE REDUCING
 9 LV2251700 KIT ID360 2 RATCHETS + SPRING + GREASE
 10 LV2251800 KIT 3 ID360 ROAD SPRINGS
 11 LV3430100 HG11 Freewheel Body ID360
 12 LV2252200 KIT 2 REAR HUB RETENTION RINGS 48mm
 13 LV2251500 KIT 3 ID360 WAVE WASHERS
 14 LV2251300 KIT ID360 AXLE DISC 6 BOLTS
 15 LV2251000 KIT ID360 HUB THREADED CAP UB+DISC 6 BOLTS (large)
 16 LB4989600 ADAPTER Rr 12x142mm ID360 (6bolt)
 17 N/A HUB BODY
 18 LV2251400 KIT ID360 AXLE DISC CENTER LOCK
 19 LB4989900 ADAPTER Rr 12x142mm ID360 (CLock)




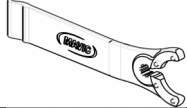
20 LV2251100 KIT ID360 HUB THREADED CAP DISC CENTER LOCK

TYRES

21 L37805500 YksionProPowerLinkWH

MAVIC Ksyrium Elite Disc

DELIVERED WITH

Front 12 mm adapters (B4104201) 1	
Rear 12x142mm adapters for Instant Drive 360 (B49 896 01 for ID360 6T, B49 899 01 for ID360 CL) 1	
Specific disc bolts (308 719 01) Pack of 6	
Multifunction adjustment wrench (325 423 01) 1	
User guide	

COMPATIBILITY

Freewheel: Shimano/Sram, convertible to Campagnolo and XD-R with optional driver bodies	
Front axle: convertible from 12mm thru axle to quick release or 15mm thru axle with optional adapters	
Rear axle: 12mm thru axle, convertible to Quick Release with optional adapters	

Specifications

RIMS

- **Material** : Mxstal
 - **Height** : 26mm, asymmetrical
 - **Joint** : SUP
 - **Drilling** : Fore
- Disc brake specific profile
- **Weight reduction** : ISM 4D
 - **Valve hole diameter** : 6.5 mm
 - **Tire** : clincher
 - **Internal width** : 17 mm
 - **ETRTO size** : 622x17C

SPOKES

- **Material** : steel
- **Shape** : straight pull, bladed
- **Nipples** : Fore integrated aluminum
- **Count** : 24 front and rear
- **Lacing** : front crossed 2, rear Isopulse

WHEEL HUB

- **Front and rear bodies** : aluminum
 - **Axle material** : aluminum
- Adjustable sealed cartridge bearings
- **Freewheel** : Instant Drive 360
 - **Front** : Quick release, 12 thru and 15 thru compatible
 - **Rear** : 12x142 (convertible to quick release with optional adapters)

VERSIONS

- **Color** : Black only
- **Disc standard** : 6 Bolts or Center Lock(R)

WHEEL WEIGHTS

Wheel weight 900