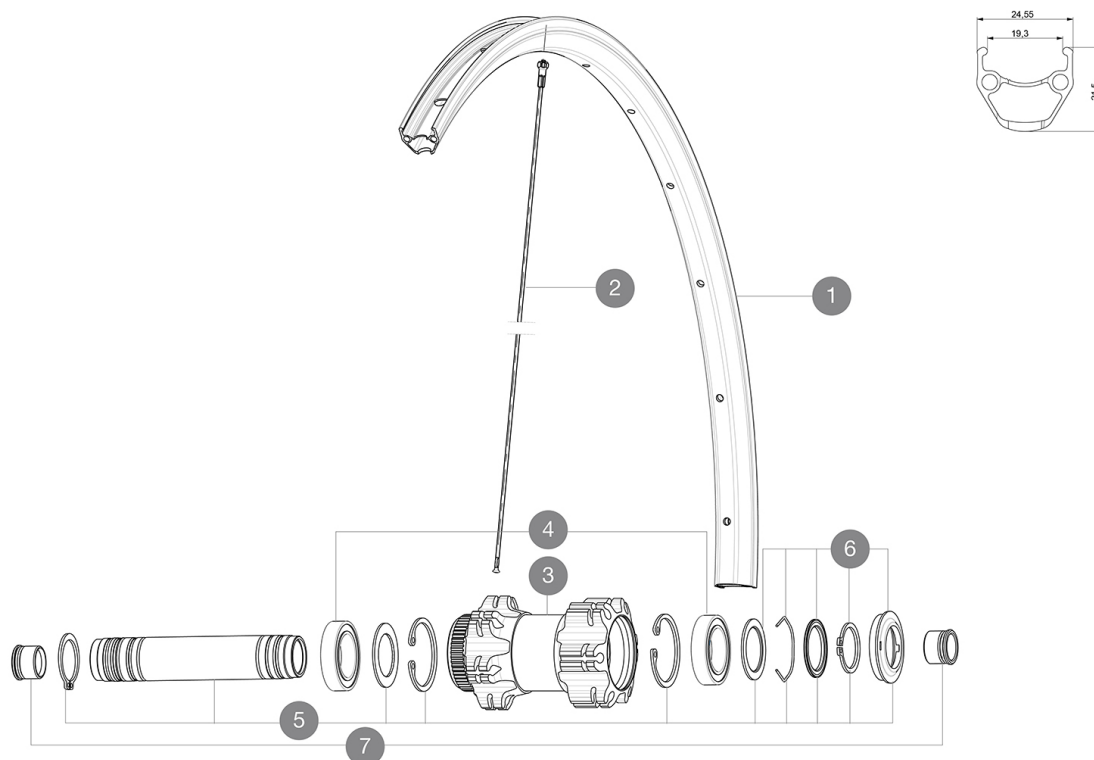


**MAVIC** **Aksium Disc Allroad TA 650b**

ASTM CATEGORY 2 : road and offroad with jumps less than 15cm  
 Recommended weight limit : 120kg  
 Recommended tire sizes: 25 to 32 mm  
 Recommended tyre sizes: 28 to 42 mm  
 Max. Pressure: 30mm 5.8 bars - 85 PSI / 40mm 4.5 bars - 65 PSI

**REFERENCES WHEELS**

F71471 AksAIRDCL650bFt 12x100 SV

**RIMS**

&amp;NBSP;:

1	LV2730400	KIT FRONT/REAR RIM AKSIUM ALLROAD 650B
---	-----------	--

**SPOKES**




2	L36690100	"KIT 12 FT/NDS CROSSONE/CROSSMAX/XA 27,5"" SPK 278mm"
---	-----------	---

**HUB SHELLS**

3	N/A	HUB BODY
4	L99688500	BEARING KIT 9/12/15 D6T HUB 20x32x7 6804
5	LV2371100	KIT FRONT QRM AXLE 100mm/BOOST 110mm
6	LV2370300	KIT FRONT AUTO ADJUSTING PLAY 15mm AXLE
7	LV2680200	12mmFtRoadAxleAdaptersQRM

# MAVIC Aksium Disc Allroad TA 650b

## DELIVERED WITH

BR101 quick releases (M40350 firt, M40351 rear road, M40352 rear MTB) 1	
Front 12 mm adapters (B4104201) 1	
Rear 12x142mm adapters for Instant Drive 360 (B49 896 01 for ID360 6T, B49 899 01 for ID360 CL) 1	
Rim tape	
Rim tape	
User guide	
User guide	

## COMPATIBILITY

Freewheel: Shimano/Sram, convertible to Campagnolo and XD-R with optional driver bodies	
Freewheel: Shimano/Sram, convertible to Campagnolo with optional driver body	
Front axle: convertible from 12mm thru axle to quick release or 15mm thru axle with optional adapters	
Front axle: convertible from 12mm thru axle to quick release or 15mm thru axle with optional adapters	
Rear axle: 12mm thru axle, convertible to Quick Release with optional adapters	
Rear axle: 12mm thru axle, convertible to Quick Release with optional adapters	

## Specifications

### RIMS

- **Material** : S6000 Aluminum
- **Material** : S6000 Aluminum
- **Height** : 21 mm
- **Height** : 21 mm
- **Joint** : pinned
- **Joint** : pinned
- **Drilling** : traditional with H2 reinforcement
- **Drilling** : traditional with H2 reinforcement
- Disc brake specific profile
- Disc brake specific profile
- **Valve hole diameter** : 6.5 mm
- **Valve hole diameter** : 6.5 mm
- **Tire** : clincher
- **Tire** : clincher
- **Internal width** : 19 mm
- **Internal width** : 19 mm
- **ETRTO size** : 622x19C
- **ETRTO size** : 584x19C

### SPOKES

- **Material** : steel
- **Material** : steel
- **Shape** : straight pull, round
- **Shape** : straight pull, round
- **Nipples** : steel, ABS
- **Nipples** : steel, ABS
- **Count** : 24 front and rear
- **Count** : 24 front and rear
- **Lacing** : front and rear crossed 2
- **Lacing** : front and rear crossed 2

### WHEEL HUB

- **Front and rear bodies** : aluminum
- **Front and rear bodies** : aluminum
- **Axle material** : aluminum
- **Axle material** : steel
- **Front bearings** : sealed cartridge bearings (QRM), Rear bearings auto adjust sealed cartridge bearings (QRM Auto)
- Sealed cartridge bearings
- **Freewheel** : Instant Drive 360
- **Freewheel** : FTS-L steel
- **Front** : Quick release, 12 thru and 15 thru compatible
- **Rear** : 12x142 (convertible to quick release with optional adapters)

### VERSIONS

- **Color** : Black only
- **Color** : Black only
- **Disc standard** : 6 Bolts or Center Lock(R)
- **Disc standard** : 6 Bolts or Center Lock(R)

### WHEEL WEIGHTS

Wheel weight